

Redirack



Redirack is manufacturer of storage systems since 1952 (CORNIX group)

FLOW RAIL • LIFO



FLOW RAIL slide-in concept
The REDIRACK FLOW RAIL means nothing less than a revolution in compact dynamic LIFO storage !

- ▶ Improved operating costs
- ▶ Increased storage capacity



**CORNIX
REDIRACK
PRODUCT**




OPERATING PRINCIPLE OF THE FLOW RAIL PALLET SYSTEM

When loading the storage lane :

the first pallet load is loaded on the caterpillar track rails at the front of the storage lane.
The second pallet load to be stored is placed in the lane by pushing the first pallet back on the rails and so on up to 10 pallets deep in one storage lane.

When unloading the storage lane :

the system is based on a last-in first-out operation. When a pallet is withdrawn from the storage lane, all the remaining pallets are pulled forward one location to fill the first storage location.



Delivered not assembled.

On request our specialized installers will install your FLOW RAIL system.
Ask for a free quote !



ASK FOR A VISIT OF ONE OF OUR PROJECT ENGINEERS AND FOR A FREE QUOTE

FLOW RAIL is a product conceived from CORNIX - REDIRACK experiences.







ADVANTAGES OF THE FLOW RAIL SYSTEM

- ✓ Different product lines may be stored on each of the levels in the system.
- ✓ Products may be stored in each lane level without disruption to other levels.
- ✓ Lift trucks do not have to enter the storage lanes : this results in higher safety levels and less damage to the storage equipment.
- ✓ Loading and unloading pallets is operated from the central aisle resulting in much improved picking rates.
- ✓ A 100 % mechanical system which is simple to maintain and nearly break-down free.
- ✓ All current lift trucks can operate this system.
- ✓ Storage lanes of up to 10 pallets deep make the best use of space in given applications for storage and distribution.
- ✓ Flow Rail can easily be combined with automated picking systems.
- ✓ Existing drive-in RediDrive® or pallet racking RediRack® can easily be modified to receive the Flow Rail system.
- ✓ An ideal system for cold store warehouses.

In a word : compact and dynamic !



Redirack

EUROPE'S FIRST MANUFACTURER OF STORAGE SYSTEMS

REDIROLL® • LIFO & FIFO



REDIROLL® concept

The REDIRACK REDIROLL® means nothing less than a revolution in compact dynamic FIFO or LIFO storage !

- ▶ Improved operating costs
- ▶ Increased storage capacity

IN



For the most up to date price : please consult us

OUT



**CORNIX
REDIRACK
PRODUCT**



FIFO (shown) or LIFO

OPERATING PRINCIPLE OF THE REDIROLL® SYSTEM (FIFO)

When loading the storage lane :

the pallets are loaded on the roller conveyors in the storage channel on one side. Steel guides guide the pallet. The pallet rolls on to the unload end by gravity. The conveyor is installed with a gradient of +/- 4%.

The pallets are slowed down by integrated speed regulators (their number depends on the length of the conveyor).

When unloading the storage lane :

the first introduced pallet is unloaded without any problem. In doing that all other pallets move forward one step retarded by the integrated speed regulators.



INCREASED STORAGE
CAPACITY & IMPROVED
OPERATING COSTS

ADVANTAGES OF THE REDIROLL® SYSTEM

- ✓ Different product lines may be stored on each of the levels in the system.
- ✓ Products may be stored in each lane level without disruption to other levels.
- ✓ Lift trucks do not have to enter the storage lanes : this results in higher safety levels and less damage to the storage equipment.
- ✓ Loading and unloading pallets is operated from the central aisle resulting in much improved picking rates.
- ✓ A 100 % mechanical system which is simple to maintain and nearly break-down free.
- ✓ All current lift trucks can operate this system.
- ✓ RediRoll® allows FIFO and LIFO.
- ✓ Can easily be combined with automated picking systems.
- ✓ Existing pallet racking RediRack® can easily be modified to receive the RediRoll® system.
- ✓ An ideal system for cold store warehouses.

In a word : compact and dynamic !

Delivered not assembled.

On request our specialized installers will install your REDIROLL® system. Ask for a free quote !



ASK FOR A VISIT OF ONE OF OUR PROJECT
ENGINEERS AND ASK FOR A FREE QUOTE

**REDIROLL® mini
FOR SMALL BOXES**

 **Redirack**

**EUROPE'S FIRST MANUFACTURER
OF STORAGE SYSTEMS**

REDIROLL® • CONVEYORS



For the most up to date price : please consult us

3 LEGGED ROLLER STAND

Stable steel support stand with square tube and adjustable telescopic C-profile (stepless).
Secure with clamp.

Three legged frame lacquered blue RAL 5015.
Upper part is sendzimir galvanized.

For the rollers you have a choice of 2 types of steel rollers :

- Ø 50 x 1,5 mm (150 kg/max. roller bearing load)
- Ø 60 x 2,0 mm (240 kg/max. roller bearing load)

Other dimensions and loads are available on request.

TYPE ROLLER	TRACK WIDTH (mm)	TOTAL HEIGHT (mm)					
		450-650		650-1050		1050-1450	
		CODE	€	CODE	€	CODE	€
Ø 50 x 1,5 mm	200	9BPS52463V		9BPS526103V		9BPS5210143V	
	300	9BPS53463V		9BPS536103V		9BPS5310143V	
	400	9BPS54463V		9BPS546103V		9BPS5410143V	
	500	9BPS55463V		9BPS556103V		9BPS5510143V	
	600	9BPS56463V		9BPS566103V		9BPS5610143V	
Ø 60 x 2 mm	200	9BPS62463V		9BPS626103V		9BPS6210143V	
	300	9BPS63463V		9BPS636103V		9BPS6310143V	
	400	9BPS64463V		9BPS646103V		9BPS6410143V	
	500	9BPS65463V		9BPS656103V		9BPS6510143V	
	600	9BPS66463V		9BPS666103V		9BPS6610143V	



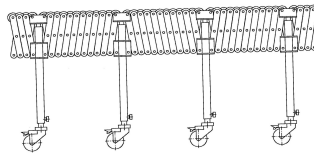
FLEXIBLE CONVEYORS

Flexible conveyors can be used anywhere depending on your needs. They can be combined with the gravity conveyors and once you don't need them anymore you just put them in a corner where they take up a minimum of space.

The height of the support stand is stepless adjustable (700 up to 1100 mm) in order to obtain the ideal gradient. Each support stand is equipped with two swivel castors Ø 100 mm that allow you to fit in the flexible conveyors in any configuration you want.

Curves are easily formed.

All parts are sendzimir galvanized.



Two types are available :

- Blue plastic rollers Ø 50 mm (steel rollers available on request). Axle distance 55 - 130 mm stepless adjustable according to the extended length.

Application : less stable boxes.


- Ball-bearing steel galvanized wheels Ø 48 mm (plastic wheels available on request). Axle distance 32 - 130 mm stepless adjustable according to the extended length.

Application : rigid boxes with flat bottom.



EUROPE'S FIRST MANUFACTURER OF STORAGE SYSTEMS

FLEXIBLE CONVEYORS WITH PLASTIC ROLLERS Ø 50 mm



Total width (mm)	Track width (mm)	Number of axles	Number of support stands	Max. load between 2 stands (kg)	Number of shears	Rollers/ axle	Extensible from - up to (m)	CODE	€
315	300	36	3	100	2	1	1,9 - 4,4	9BHK313323V	
		50	4				2,7 - 6,2	9BHK314443V	
		64	5				3,3 - 7,9	9BHK315563V	
		78	6				4,0 - 9,6	9BHK316683V	
415	400	36	3	100	2	2	1,9 - 4,4	9BHK423323V	
		50	4				2,7 - 6,2	9BHK424443V	
		64	5				3,3 - 7,9	9BHK425563V	
		78	6				4,0 - 9,6	9BHK426683V	
515	500	36	3	100	2	3	1,9 - 4,4	9BHK533323V	
		50	4				2,7 - 6,2	9BHK534443V	
		64	5				3,3 - 7,9	9BHK535563V	
		78	6				4,0 - 9,6	9BHK536683V	
615	600	36	3	120	3	2	1,9 - 4,4	9BHK623323V	
		50	4				2,7 - 6,2	9BHK624443V	
		64	5				3,3 - 7,9	9BHK625563V	
		78	6				4,0 - 9,6	9BHK626683V	

FLEXIBLE CONVEYORS WITH STEEL SKATE WHEELS Ø 48 mm



Total width (mm)	Track width (mm)	Number of axles	Number of support stands	Max. load between 2 stands (kg)	Number of shears	Wheels/ axle	Extensible from - up to (m)	CODE	€
315	300	36	3	100	2	3	1,2 - 4,4	9BHS333323V	
		50	4				1,7 - 6,2	9BHS334443V	
		64	5				2,2 - 7,9	9BHS335563V	
		78	6				2,8 - 9,6	9BHS336683V	
415	400	36	3	100	2	4	1,2 - 4,4	9BHS443323V	
		50	4				1,7 - 6,2	9BHS444443V	
		64	5				2,2 - 7,9	9BHS445563V	
		78	6				2,8 - 9,6	9BHS446683V	
515	500	36	3	100	3	5	1,2 - 4,4	9BHS553323V	
		50	4				1,7 - 6,2	9BHS554443V	
		64	5				2,2 - 7,9	9BHS555563V	
		78	6				2,8 - 9,6	9BHS556683V	
615	600	36	3	120	3	6	1,2 - 4,4	9BHS663323V	
		50	4				1,7 - 6,2	9BHS664443V	
		64	5				2,2 - 7,9	9BHS665563V	
		78	6				2,8 - 9,6	9BHS666683V	

Track width 800 and 1000 mm also available on request.

CONNECTING UNIT

For roller conveyor or skate wheel conveyors.



FOLDING DOWN END STOP

(height +/- 100 mm)

DESCRIPTION	W (mm)	ROLLER CONVEYOR CODE	€	W (mm)	WHEEL CONVEYOR CODE	€	W (mm)	CODE	€
L = +/- 400 mm; (axle distance rollers : 100 mm) to connect 2 flexible conveyors	300	9BHK33V		300	9BHS33V		300	9BAR33V	
	400	9BHK43V		400	9BHS43V		400	9BAR43V	
	500	9BHK53V		500	9BHS53V		500	9BAR53V	
	600	9BHK63V		600	9BHS63V		600	9BAR63V	

REDIRACK ADVICE

How to determine the maximum load of your conveyor ?

For the mini roller conveyor this is not relevant as small boxes won't weigh much.

For the light duty roller conveyors the maximum load is restricted to the possible load between 2 support stands. If they stand 2 meter apart then the maximum allowed load is 120 kg uniformly distributed. If they stand 1,5 m apart then the maximum allowed load is 160 kg uniformly distributed. You can always approach the support stands even more but then it will probably be cheaper to choose a heavy duty system. In case of doubt do not hesitate to contact one of our project engineers !

REDIROLL® • CONVEYORS



LIGHT DUTY ROLLER CONVEYORS

For transport of goods by means of a light slope (2 at 5 %) depending on the weight and the structure of your goods. Minimum support : 3 rollers. Frame with sendzimir galvanized steel U-beams 20/60/20 (2 mm gauge) with bolted cross beams and plastic or steel rollers with threaded galvanized axle \varnothing 6 mm. All rollers are bolted to the U-beams. The curves have an inner radius of 800 mm (compared to the inside of the curve). Depending on the track width curve rollers will be single or multipartite.

Curves with conical rollers are available on request.

For extra load all axles are continuous over the full width of the roller. Aluminium rollers with inox bearing-housing, for humid environment or outside use, are also available. Rollers for heavy duty loads are available on request (up to 500 kg/bearing).



1 Plastic roller, blue \varnothing 50 x 2,8 mm. Plastic bearing housing with ball-bearings. Threaded galvanized axle \varnothing 8 mm.


Applications : for boxes up to 20 - 25 kg maximum.

2 Steel roller, sendzimir, \varnothing 50 x 1,5 mm. Steel bearing housing with ball-bearings, threaded galvanized axle \varnothing 8 mm.

Applications : for boxes of more than 25 kg.

Width A (mm)	axle/axle B (mm)	total track rollers (mm)	1 METER		2 METER		3 METER		90°		45°	
			CODE	€	CODE	€	CODE	€	CODE	€	CODE	€
PLASTIC ROLLERS \varnothing 50 x 2,8 mm												
340	300	75*	9BK531073V		9BK532073V		9BK533073V		9BK539073V		9BK534073V	
		100	9BK531103V		9BK532103V		9BK533103V		9BK539103V		9BK534103V	
		125	9BK531123V		9BK532123V		9BK533123V		9BK539123V		9BK534123V	
440	400	75*	9BK541073V		9BK542073V		9BK543073V		9BK549073V		9BK544073V	
		100	9BK541103V		9BK542103V		9BK543103V		9BK549103V		9BK544103V	
		125	9BK541123V		9BK542123V		9BK543123V		9BK549123V		9BK544123V	
540	500	75*	9BK551073V		9BK552073V		9BK553073V		9BK559073V		9BK554073V	
		100	9BK551103V		9BK552103V		9BK553103V		9BK559103V		9BK554103V	
		125	9BK551123V		9BK552123V		9BK553123V		9BK559123V		9BK554123V	
640	600	75*	9BK561073V		9BK562073V		9BK563073V		9BK569073V		9BK564073V	
		100	9BK561103V		9BK562103V		9BK563103V		9BK569103V		9BK564103V	
		125	9BK561123V		9BK562123V		9BK563123V		9BK569123V		9BK564123V	
STEEL ROLLERS \varnothing 50 x 1,5 mm												
340	300	75*	9BS531073V		9BS532073V		9BS533073V		9BS539073V		9BS534073V	
		100	9BS531103V		9BS532103V		9BS533103V		9BS539103V		9BS534103V	
		125	9BS531123V		9BS532123V		9BS533123V		9BS539123V		9BS534123V	
440	400	75*	9BS541073V		9BS542073V		9BS543073V		9BS549073V		9BS544073V	
		100	9BS541103V		9BS542103V		9BS543103V		9BS549103V		9BS544103V	
		125	9BS541123V		9BS542123V		9BS543123V		9BS549123V		9BS544123V	
540	500	75*	9BS551073V		9BS552073V		9BS553073V		9BS559073V		9BS554073V	
		100	9BS551103V		9BS552103V		9BS553103V		9BS559103V		9BS554103V	
		125	9BS551123V		9BS552123V		9BS553123V		9BS559123V		9BS554123V	
640	600	75*	9BS561073V		9BS562073V		9BS563073V		9BS569073V		9BS564073V	
		100	9BS561103V		9BS562103V		9BS563103V		9BS569103V		9BS564103V	
		125	9BS561123V		9BS562123V		9BS563123V		9BS569123V		9BS564123V	

* The axle distance 75 mm causes the 1 m frame to be only 975 mm long and the 2 m frame to be only 1950 mm long. Track width 200 and 800 mm and axle distance 62,5, 150 and 200 mm available on request. Skate wheel conveyors (plastic or steel wheels) on request.



MINI ROLLER CONVEYORS

For continuous transport of small boxes (maximum 100 mm) by means of a light slope (2 at 5 %). The goods have to be supported by at least 3 rollers. Frame with sendzimir galvanized steel U-beams 20/60/20 (2 mm gauge) with bolted cross beams and plastic or steel rollers with galvanized axle \varnothing 6 mm. The curves have an inner radius of 800 mm (compared to the inside of the curve). Depending on the track width curve rollers will be single or multipartite.

Attention : with the \varnothing 20 mm rollers the U-beam stands out 5 mm above the roller, a free side rail !

Applications :

Mini roller conveyors are more expensive than the light roller conveyors, simply because you require more rollers per meter. Therefore these rollers should only be used for small boxes as every box has to be supported by a minimum of three rollers.

- ① **Plastic roller**, blue \varnothing 20 x 1,5 mm. Plastic bearing housing with ball-bearings, galvanized axle \varnothing 6 mm.
 ② **Steel roller**, sendzimir galvanized, \varnothing 20 x 1 mm. Plastic bearing housing with ball-bearings, galvanized axle \varnothing 6 mm.

Width A (mm)	axle/axle total track B (mm)	axle/axle rollers (mm)	1 METER		2 METER		3 METER		CURVES			
			CODE	€	CODE	€	CODE	€	CODE	€	CODE	€
PLASTIC ROLLERS \varnothing 20 x 1,5 mm												
240	200	25	9BK2213V		9BK2223V		9BK2233V		9BK2293V		9BK2243V	
340	300	25	9BK2313V		9BK2323V		9BK2333V		9BK2393V		9BK2343V	
440	400	25	9BK2413V		9BK2423V		9BK2433V		9BK2493V		9BK2443V	
540	500	25	9BK2513V		9BK2523V		9BK2533V		9BK2593V		9BK2543V	
STEEL ROLLERS \varnothing 20 x 1 mm												
240	200	25	9BS2213V		9BS2223V		9BS2233V		9BS2293V		9BS2243V	
340	300	25	9BS2313V		9BS2323V		9BS2333V		9BS2393V		9BS2343V	
440	400	25	9BS2413V		9BS2423V		9BS2433V		9BS2493V		9BS2443V	
540	500	25	9BS2513V		9BS2523V		9BS2533V		9BS2593V		9BS2543V	

SUPPORT STANDS

PLEASE SPECIFY TRACK WIDTH !

TOTAL HEIGHT CONVEYOR (mm)	3-LEGGED STAND* (blue ral 5015) CODE	€	DOUBLE STAND (blue ral 5015) CODE	€
275 - 340	9BPT233V		9BPD233V	
340 - 395	9BPT343V		9BPD343V	
390 - 570	9BPT463V		9BPD463V	
550 - 850	9BPT473V		9BPD473V	
680 - 1100	9BPT6113V		9BPD6113V	
870 - 1350	9BPT9163V		9BPD9163V	
1100 - 1550	-	-	9BPD11203V	

* Three legged stands are only used for temporary installations. As most of the installations are permanent we advise the use of the double stands. However these have to be fixed to the floor by means of anchors or screw bolts (optional, price on request).

END STOP (height = 100 mm) :
PLEASE SPECIFY TRACK WIDTH !

TYPE	CODE	€
Fixed up to 500 mm	9BAF53V	
Fixed from 600 up to 800 mm	9BAF83V	
Per meter (indivisible)	9BAF103V	
Hang in type up to 500 mm	9BAA53V	
Hang in type from 600 up to 800 mm	9BAA83V	

SIDE RAIL

Round tube \varnothing 25 mm
sendzimir
(height = 70 mm)



TYPE	CODE	€
Single sided	1 meter	9BG1S3V
	Curve 90°	9BG9S3V
	Curve 45°	9BG4S3V
Double sided	1 meter	9BG1D3V
	Curve 90°	9BG9D3V
	Curve 45°	9BG4D3V

FOLDING DOWN PASSAGE

Length : 1000 mm.

To be added to the price of the 1 meter conveyor !

TYPE	WITH HINGES		WITH HINGES AND AUXILIARY SPRING	
	CODE	€	CODE	€
Up to 500 mm	9BPRS53V		9BPRSR53V	
600 up to 800 mm	9BPRS83V		9BPRSR83V	



YOUR CHOICE OF COLOURS

Standard colour for this product (4 to 6 weeks) :

Zinc yellow (beams) ral 1018
 (uprights, bracing & small items : sendzimir)



Other standard colours without surcharge
 (lead time 4 to 6 weeks) :

Ivory (cream) ral 1013
 Orange-red ral 2002
 Gentian blue ral 5010
 Light grey ral 7035




Other ral colours at extra cost (lead time +/- 6 weeks)
 (uprights, bracing & small items always sendzimir).

Hot dipped galvanized version available at extra cost (+/- 6 weeks).

OTHER REDIRACK® PRODUCTS




RediRack
Pallet racking



RediBuild
Covered storage



RediDrive
Drive-in & drive-through



RediCable
Cable drum storage



RediDeck
Mezzanines



RediTab
Shelving systems



RediCant
Cantilevers



RediSpan
Long span



STORAGE SYSTEMS FOR LIFE

www.redirack.eu

REDIRACK FLANDERS ANTWERPEN (Kiel)

Boomssteenweg, 492
B-2020 Antwerpen

☎ ++/32/(0)3/240 11 30
 ☎ ++/32/(0)3/825 30 90
 ✉ sales@cornix.eu

REDIRACK NETHERLANDS DOETINCHEM (no showroom)

Kruidenlaan 7
NL-7060 TD Doetinchem

☎ ++/32/(0)3/240 11 30
 ☎ ++/32/(0)3/825 30 90
 ✉ sales.nl@cornix.eu

REDIRACK WALLONIA NIVELLES

Rue de la Recherche 6A, Z.I. 1 Nivelles Sud
B-1400 Nivelles

☎ ++/32/(0)67/411 241
 ☎ ++/32/(0)67/411 249
 ✉ sales@cornix.be

REDIRACK EXPORT SALES NIVELLES

Rue de la Recherche 6A, Z.I. 1 Nivelles Sud
B-1400 Nivelles

☎ ++/32/(0)67/894 225
 ☎ ++/32/(0)67/894 220
 ✉ export@cornix.eu